

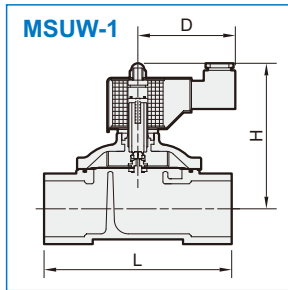
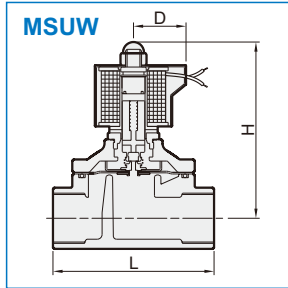

MSUW / MSUW-NO series



2/2 WAY N.C., N.O. DIAPHRAGM TYPE SOLENOID VALVE

mindman

2-WAY normally closed / normally open solenoid valve.
Available fluid: Water, air & light oil.



Specification

- MSUW / MUSW-NO series is pilot diaphragm drive, normal close / normal open.
- Valve body made of investment casting S/S 316 (CF8M).
- Can be operated directly without pressure.
- Other voltage of AC/DC available when required.
- Viton(130°C), Silicon(130°C), NBR(80°C).
- AC Voltage tolerance: ±10%
DC Voltage tolerance: ±1%.

Material

Parts name	Material
Body	Cast 316 SS (CF8M)
Coil	Special copper wire (H)
Tube	Stainless steel
Spring	Stainless steel
Core	Stainless steel
Plug	NBR, Viton, Silicon
Diaphragm	NBR, Viton, Silicon
Ambient temperature	-5~+40°C (No freezing)

Order example

MSUW - 20 - NO - □ - □ - □ - AC110 - G

MODEL

PIPE SIZE

- 15: 1/2"
- 20: 3/4"
- 25: 1"
- 35-1: 1 1/4"
- 40-1: 1 1/2"
- 50-1: 2"

□: Normally closed
NO: Normally open

FLUID

- : Water, Air
- LO: Light oil (Note, if diesel fuel or gasoline)
- G: Gas
- VA: Vacuum

COIL

- : Special copper wire
- D: DIN

SEAL MAT'L

- : NBR
- V: Viton
- S: Silicon

VOLTAGE

- AC220V(50/60)Hz
- AC110V(50/60)Hz
- DC24V

PORT THREAD

- Blank: Rc thread
- G: G thread
- NPT: NPT thread

Caution

- Pipes must be washed neat and clean before fitted.
- A Y-STRAINER has to be installed in the front of solenoid valve, that is best for long life.

Not for fluid of

- Liquid when heat, solid when cool.
- Corrosive fluid.
- Viscosity over 20 cst.

	Model	DIN	Pipe size	Cv	Orifice (mm)	Fluid temp	Max. operating pressure diff. MPa					Dimensions(mm)			Weight (kg)
							Water	Air	Light oil	Gas	Vacuum	L	H	D	
NC	MSUW-15	●	Rc1/2"	4.5	15	-5~+80°C	0~0.5	0~0.7	0~0.5	—	—	70	100	50	0.9
	MSUW-20	●	Rc3/4"	8.6	20	-5~+80°C	0~0.5	0~0.7	0~0.5	—	—	73	102	50	1.0
	MSUW-25	●	Rc1"	12	25	-5~+80°C	0~0.5	0~0.7	0~0.5	—	—	93	106	50	1.6
	MSUW-35-1	●	Rc1 1/4"	24	35	-5~+80°C	0~0.5	0~0.7	0~0.5	—	—	125	140	58	3.2
	MSUW-40-1	●	Rc1 1/2"	28	40	-5~+80°C	0~0.5	0~0.7	0~0.5	—	—	125	140	58	3.4
	MSUW-50-1	●	Rc2"	48	50	-5~+80°C	0~0.5	0~0.7	0~0.5	—	—	167	170	58	5.8
NO	MSUW-15-NO	●	Rc1/2"	4.5	15	-5~+80°C	0~0.5	0~0.7	—	0~0.7	0~10 ⁻³ Torr	70	126	50	1.0
	MSUW-20-NO	●	Rc3/4"	8.6	20	-5~+80°C	0~0.5	0~0.7	—	0~0.7	0~10 ⁻³ Torr	73	132	50	1.1
	MSUW-25-NO	●	Rc1"	12	25	-5~+80°C	0~0.5	0~0.7	—	0~0.7	0~10 ⁻³ Torr	93	139	50	1.7
	MSUW-35-1-NO	●	Rc1 1/4"	24	35	-5~+80°C	0~0.5	0~0.7	—	0~0.7	0~10 ⁻³ Torr	125	154	58	3.5
	MSUW-40-1-NO	●	Rc1 1/2"	28	40	-5~+80°C	0~0.5	0~0.7	—	0~0.7	0~10 ⁻³ Torr	125	156	58	3.7
	MSUW-50-1-NO	●	Rc2"	48	50	-5~+80°C	0~0.5	0~0.7	—	0~0.7	0~10 ⁻³ Torr	167	175	58	6.1

※ The pressure ratings indicated above are based on AC110V/220V. The maximum pressure may vary in case on DC/AC24V.