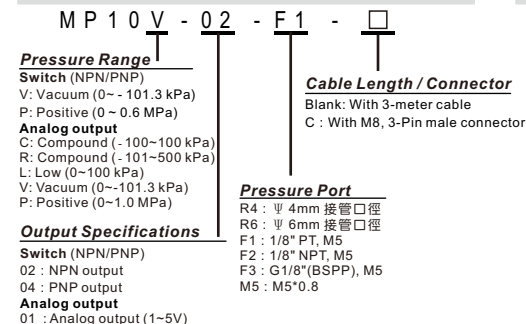


**For your safety, please read the following before using.**

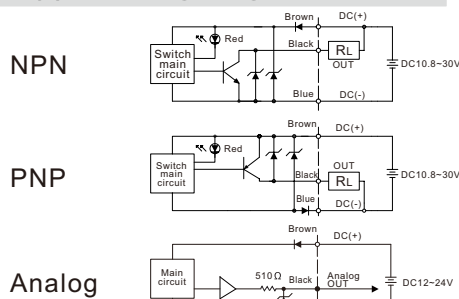
- ① Do not use corrosive or flammable gas or liquid with this product.
- ② Please use within the setting pressure range. Do not apply pressure beyond recommended maximum pressure, permanent damage to the pressure sensor may occur.
- ③ Do not drop, hit or allow excessive shock. Even if switch body appears undamaged, internal components may be broken and can cause malfunction.
- ④ Turn power off before connecting wiring. Wrong wiring or short circuit will damage and / or cause malfunction.
- ⑤ Do not use in environment containing steam or oil vapor.
- ⑥ This product is not explosion-proof rated. Do not use in atmosphere containing flammable or explosive gases.
- ⑦ Wiring for pressure sensor should avoid power source line and high voltage line. If use in the same circuit, noise may cause malfunction.
- ⑧ ESD protection  $\pm 4KV$ .

SPECIFICATIONS	MP10V-02/04	MP10P-02/04	MP10C-01	MP10L-01	MP10V-01	MP10R-01	MP10P-01
Type	Switch		Analog				
Setting pressure range	0~-101.3 kPa	0~0.6 MPa	-100~100 kPa	0~100 kPa	0~-101.3 kPa	-101~500 kPa	0 ~ 1.0 MPa
Withstand pressure	0.6 MPa	1.5 MPa	0.2 MPa		1.5 MPa		
Fluid	Air, Non-corrosive / Non-flammable gas						
Power supply voltage	10.8 to 30V DC (include ripple voltage)		12 to 24V DC (5% ripple voltage)				
Load current	80mA max.		—				
Internal voltage drop	NPN/0.8V, PNP/0.8V		—				
Current consumption	—		10 mA max.				
Analog output	—		1~5V $\pm 1\%$ F.S. / Linearity $\pm 0.5\%$ F.S.				
Sensor type	NPN or PNP		—				
Output short circuit protection	Yes		—				
Setting method	Adjusting by VR		—				
Response time	Approx. 1ms		—				
Repeatability	$\leq \pm 1\%$ F.S.		—				
Hysteresis	3% F.S. max.		—				
Indicator	Red LED turns ON		—				
Enclosure	IP 40						
Temperature characteristic	$\leq \pm 3\%$ F.S. of detected pressure (25°C) at temp. Range of 0~50°C		$\leq \pm 3\%$ F.S. of detected pressure (25°C) at temp. Range of 0~50°C				
Ambient temp. range	Operation: 0 ~ 60°C, Storage: -20 ~ 70°C (No condensation or freezing)		Operation: 0 ~ 50°C, Storage: -20 ~ 70°C (No condensation or freezing)				
Ambient humidity range	Operation/Storage: 35 ~ 85% RH (No condensation)						
Vibration	Total amplitude 1.5mm, 10Hz-55Hz-10Hz scan for 1 minute, two hours each direction of X, Y and Z						
Shock	980m/s <sup>2</sup> (100G), 3 times each in direction of X, Y and Z						
Piping method	Push-in tube or thread-in						
Lead wire	Oil-resistance cable, 3 wires (0.18mm <sup>2</sup> ), $\phi$ 2.6mm						
Weight	Approx. *50g (with 3-meter lead wire)						

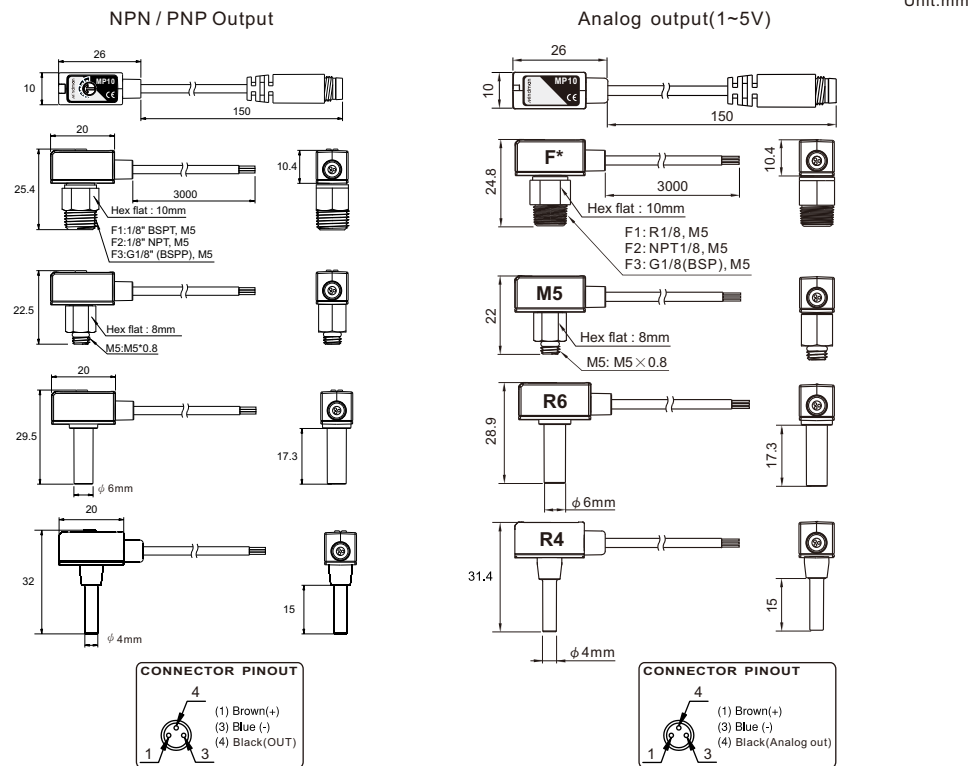
### ORDERING INFORMATION



### CIRCUIT WIRING DIAGRAM



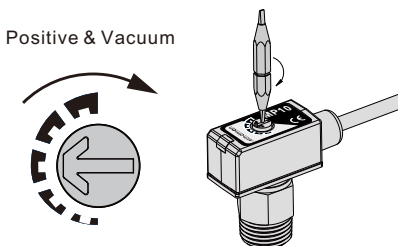
### DIMENSIONS



### HOW TO SET PRESSURE

- Use the Pressure setting trimmer to set "ON" pressure. Rotate clockwise to increase pressure setpoint .
- Rotate counter-clockwise to decrease pressure setpoint .
- Use appropriate size screwdriver for the setting trimmers. Gently turn the screwdriver to make adjustments. To prevent damage to the Pressure setting trimmer, DO NOT force the trimmer when it comes to a stop.

Positive & Vacuum



### OUTPUT TYPE

